

In the case of electrically powered blinds, the motor components must **NOT** come into contact with water!

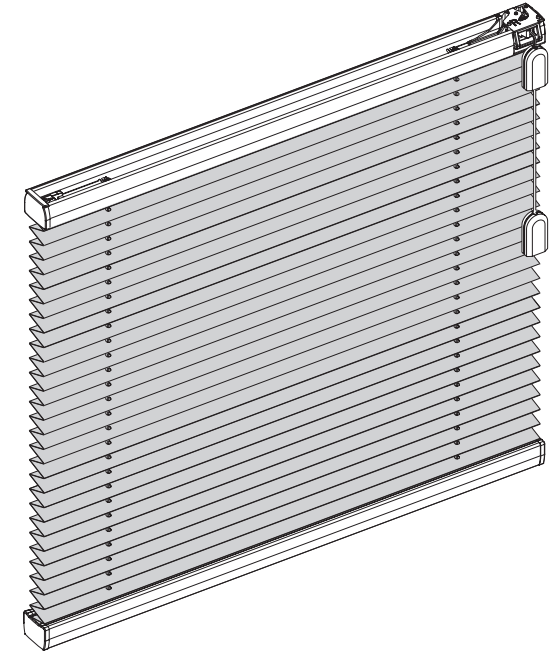
Please during window cleaning use **NO** alkaline cleaning agents.

For material damages by cleaning agents, condensed water or insect dirt no guarantee can be taken over.

If textile hangings are not cleaned properly, the flame-retardant and anti-ageing properties of the fabric can be wholly or partly lost.

When cleaning glass and window frames, make sure that no water or harsh detergents come into contact with the plissé fabric.

## Washing instructions



### Dear Customer,

Thanks to a special manufacturing process, our fabric qualities are furnished with an antistatic finish and are therefore resistant to dust and dirt. Occasional brushing with a soft brush or a feather duster is usually sufficient.

In the case of heavier soiling all fabric qualities\* can be cleaned as described in the Washing instructions.

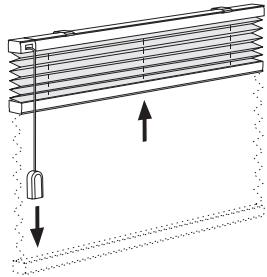
\*) with the exception of aluminium-vacuum-coated fabric qualities, Secura Perla*flexion* and Sunset.

Your  
pleated blind  
manufacturer

## Preparing

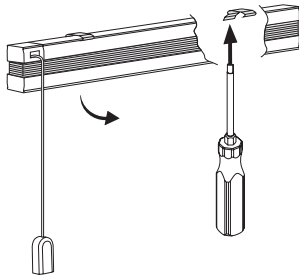
1

Pull the pleated blind hanging together to form a pack.



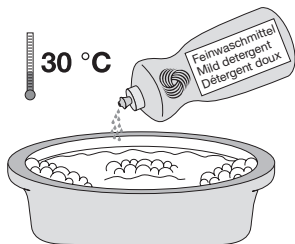
2

With a screwdriver, carefully press the protruding plate of the holding clip downwards and then take the pleated blind out of the holding clips.



3

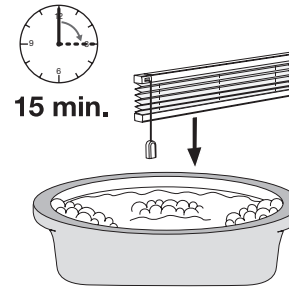
Fill a correspondingly large bowl with 30 °C warm water and add a little mild detergent.



## Washing

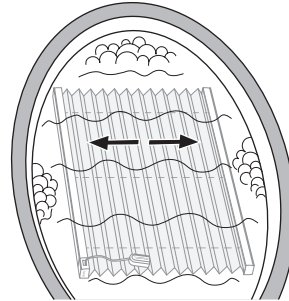
4

Lay the pleated blind slightly opened in the 30 °C warm detergent solution and leave it there for approx. 15 minutes.



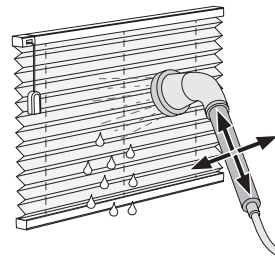
5

Pull the pleated blind open and gently swirl it around in the washing solution. Before you take the pleated blind out of the bowl, pull the hanging back to form a pack.



6

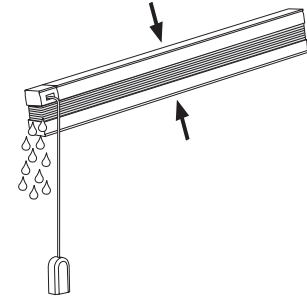
Then rinse with clear water.



## Drying

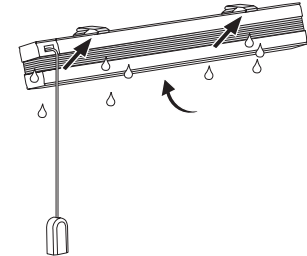
7

Pull the pleated blind hanging together to form a pack. Gently press the hanging pack together to allow the water to run off.



8

Position the wet pleated blind on the holding clip and clip it into the holding clip by slightly tilting the rail.



9

Allow the pleated blind to dry for approx. 12 hours in the pack position.

