

Installation Pleated blind

Please take the information for installation from the leaflet “**Installation – Operation – Care**”, which describes all the installation procedures in detail.

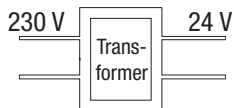
Electrical Installation



WARNING



Installation work in the 230 V range must only be carried out by authorised specialists.



The motor may only be supplied by extra-low voltage safety power supplies.

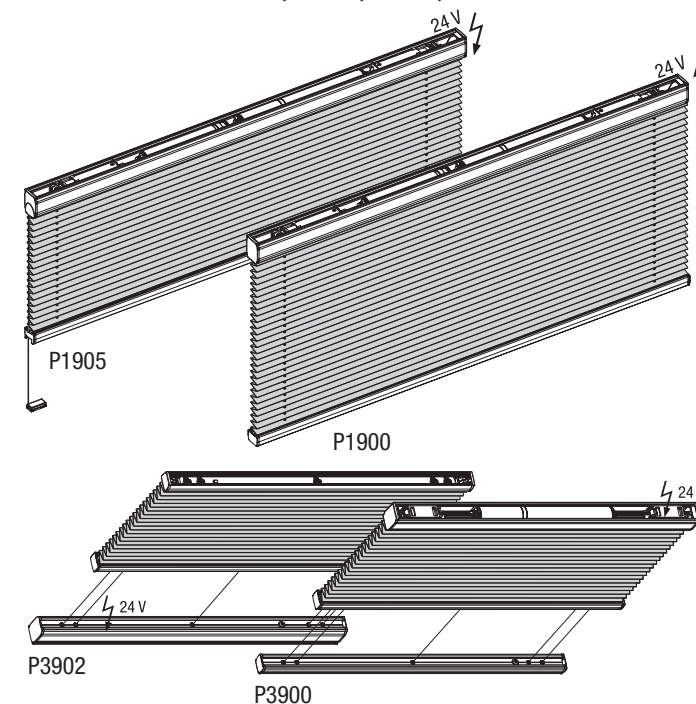
Detailed information you can get from your specialist dealer on inquiry.

Maintenance

The motor system is maintenance-free.

Electrical Installation

Model
P1900, P1905, P3900, P3902



Dear Customer,

With this motorised pleated blind system you have chosen a system that offers innovation, high quality, and comfort, with remote control and switch/push button options available to guarantee your satisfaction system.

Your pleated blind Manufacturer



**Please read this intructions carefully
before fitting the blind**



Installation work in the 230 V range
must only be carried out by authorized specialist.

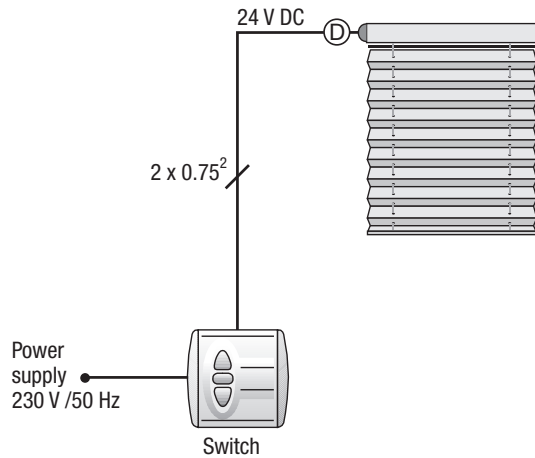
Wrong installation may result in accidents.

Alterations of the blind must be approved by the blind manufacturer.

Keep remote controls out of the reach of children!

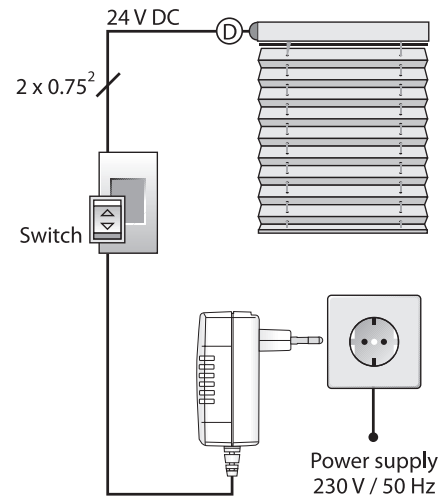
Connecting example

Single control with switch with integrated power pack



Connecting example

Single control with switch and transformer with plug



Connecting example

Single control with wireless wall transmitter or wireless hand transmitter

